



Find Me / Follow Me

Find Me/Follow Me refers to two technologies that, in conjunction, enable incoming phone calls to be received at different locations, on different phones. “**Find Me**” refers to the ability to receive incoming calls at any location.




Settings Window

In this section, you can change settings for the chosen Call Forwarding Extension.



Click the **Settings** button in the widget title bar to continue:



- **Follow Me List:** List extensions to ring, one per line. You can include an extension on a remote system, or an external number by suffixing a number with a pound (#). ex: 2448089# would dial 2448089.
- **Announcement:** Message to be played to the caller before dialing this group.
- **Ring <Exten> First For:** This is the number of seconds to ring the primary extension prior to proceeding to the follow-me list. The extension can also be included in the follow-me list. A 0 setting will bypass this.
- **Ring Followme List For:** Time in seconds that the phones on the follow me list will ring. The number of rings will depend on region. Example: If a phone rings for 1 second then waits 2, each ring is 3 seconds.
- **Use Confirmation:** Enable this if you're calling external numbers that need confirmation - eg, a mobile phone may go to voicemail which will pick up the call. Enabling this requires the remote side push 1 on their phone before the call is put through. Example "Press 1 to

accept.

Revision #1

Created 20 January 2022 05:53:53 by Jim

Updated 20 January 2022 05:56:59 by Jim