

# Curbside Pickup

This is a premium user feature and requires additional setup prior to going live. If you are interested in utilizing JDispatch curbside pickup, please call us at **1-800-663-1978**

## Overview

JDispatch curbside pickup allows your customers to notify your dispatch team of their arrival and provides information to your dispatcher through the JDispatch web dashboard to allow them to bring product out to the customer and, optionally, take a signature.


## Process For Customers

### Wholesale Customers

- Customer Texts: PICKUP
- System Responds: *Hi, please enter your account number.*
- Customer Texts their account number
- System Responds with a list of any orders currently ready for pickup, and asks them to enter their stall number
- Customer texts back with a stall number


- System responds: *Thank You! We have notified our dispatcher and will be out to stall [STALL NUMBER] with your order(s) shortly. Please note that we may ask for ID to confirm pickup.*

PICKUP




Hi, please enter your account number.;

802085





Great, we see that the following orders are ready for pickup:  
 26055559  
26055581  
26057216  
 Please enter your stall number and we will bring out your order(s)



5



Thank You! We have notified our dispatcher and will be out to stall 5 with your order(s) shortly.  
 Please note that we may ask for ID to confirm pickup.

Now

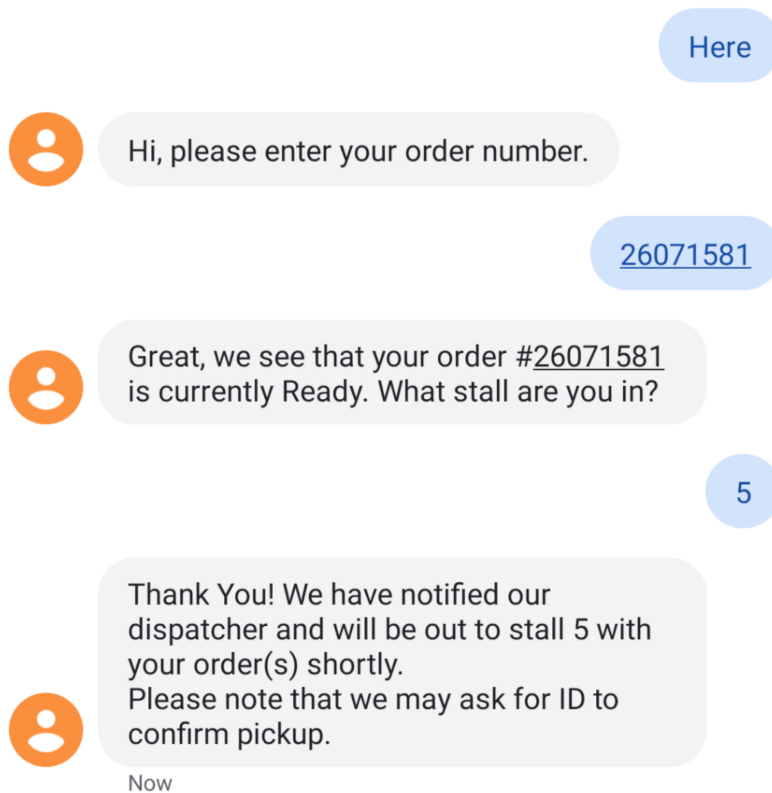
- The system will then post all of that information into the 'Curbside Pickup' screen, assigned to a 'pickup' driver associated with your branch. The pickup driver is usually assigned to a tablet running off the branch WiFi.

Invoice	Customer #	Customer Name	Driver	Status	Stall	Last Update
		<input type="text" value="Filter By Name"/>				
26055559	08020850001	Geekshak Inc	<input checked="" type="checkbox"/> Pickup Counter 26	<span>Ready ▾</span>	5	16:19
26055581	08020850001	Geekshak Inc	<input checked="" type="checkbox"/> Pickup Counter 26	<span>Ready ▾</span>	5	16:19
26057216	08020850001	Geekshak Inc	<input checked="" type="checkbox"/> Pickup Counter 26	<span>Ready ▾</span>	5	16:19

- From there, users of our phone system would get a page in to their dispatch area over the phone to let the dispatcher know that someone was waiting curbside. Not sure if that will be possible with your phone system. Possibly.
- Staff can then bring the invoices out, and take e-signature at the vehicle.

## Retail Customers

- Customer Texts: HERE
- System Responds: *Hi, please enter your order number.*
- Customer Texts their order number
  - *This can be provided via email using the autoecat retail 'pick up in store' feature*
- System Responds with the status of the order and, if it is ready, will as what stall the customer is in
- Customer texts back with a stall number
- System responds: *Thank You! We have notified our dispatcher and will be out to stall [STALL NUMBER] with your order(s) shortly. Please note that we may ask for ID to confirm pickup.*



- The system will then post all of that information into the 'Curbside Pickup' screen, assigned to a 'pickup' driver associated with your branch. The pickup driver is usually assigned to a tablet running off the branch WiFi.

Invoice	Customer #	Customer Name	Driver	Status	Stall	Last Update
		<input type="text" value="Filter By Name"/>				
26055559	08020850001	Geekshak Inc	<input checked="" type="checkbox"/> Pickup Counter 26	<button>Ready ▾</button>	5	16:19
26055581	08020850001	Geekshak Inc	<input checked="" type="checkbox"/> Pickup Counter 26	<button>Ready ▾</button>	5	16:19
26057216	08020850001	Geekshak Inc	<input checked="" type="checkbox"/> Pickup Counter 26	<button>Ready ▾</button>	5	16:19

- From there, users of our phone system would get a page in to their dispatch area over the phone to let the dispatcher know that someone was waiting curbside. Not sure if that will be possible with your phone system. Possibly.
- Staff can then bring the invoices out, and take e-signature at the vehicle.

Revision #1

Created 20 August 2021 16:45:56 by Jim

Updated 7 September 2021 17:27:29 by Jim