

# V 1.4.2

## V 1.4.2

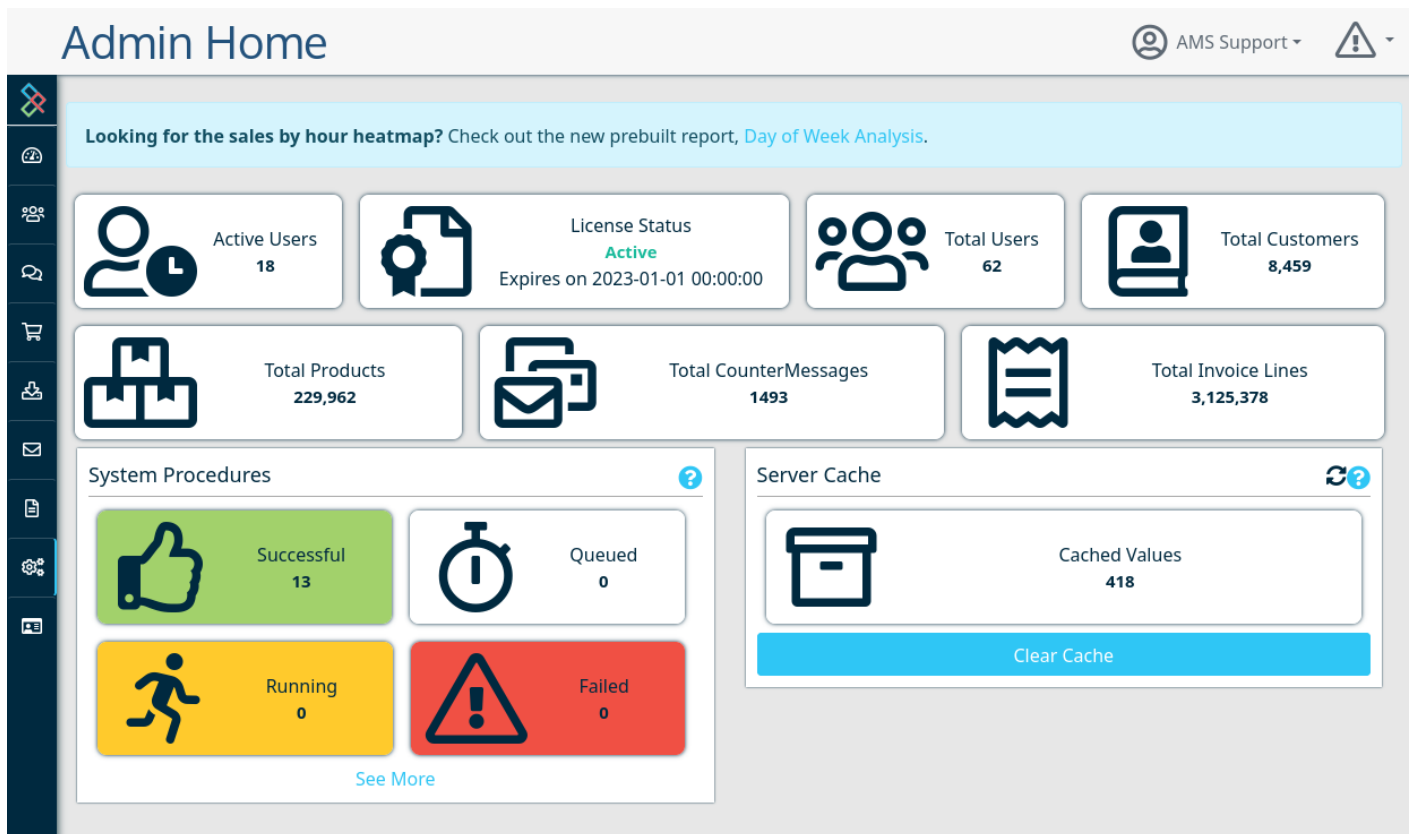
### New Features/Improvements

#### Improved Styling

The style of the COUNTERPOINT Cloud Platform looks a little different with the release of 1.4.2. These style changes are necessary as we update the libraries that power The Cloud Platform, and represent a lot of work in making sure we're able to offer features at the forefront of what web browsers are capable of. There's too many changes to list them all over here, but see the screenshots of various features for examples.

#### New Administration Page

The administration page no longer hides analytics, because that didn't make much sense. Instead, the page is the new home for administrator-level options and functions.



This new admin page still gives a instance-wide view of the amount of data involved, but now it includes the ability to clear cached values, as well as see and run the data procedures that process data that powers the COUNTERPOINT Cloud Platform.

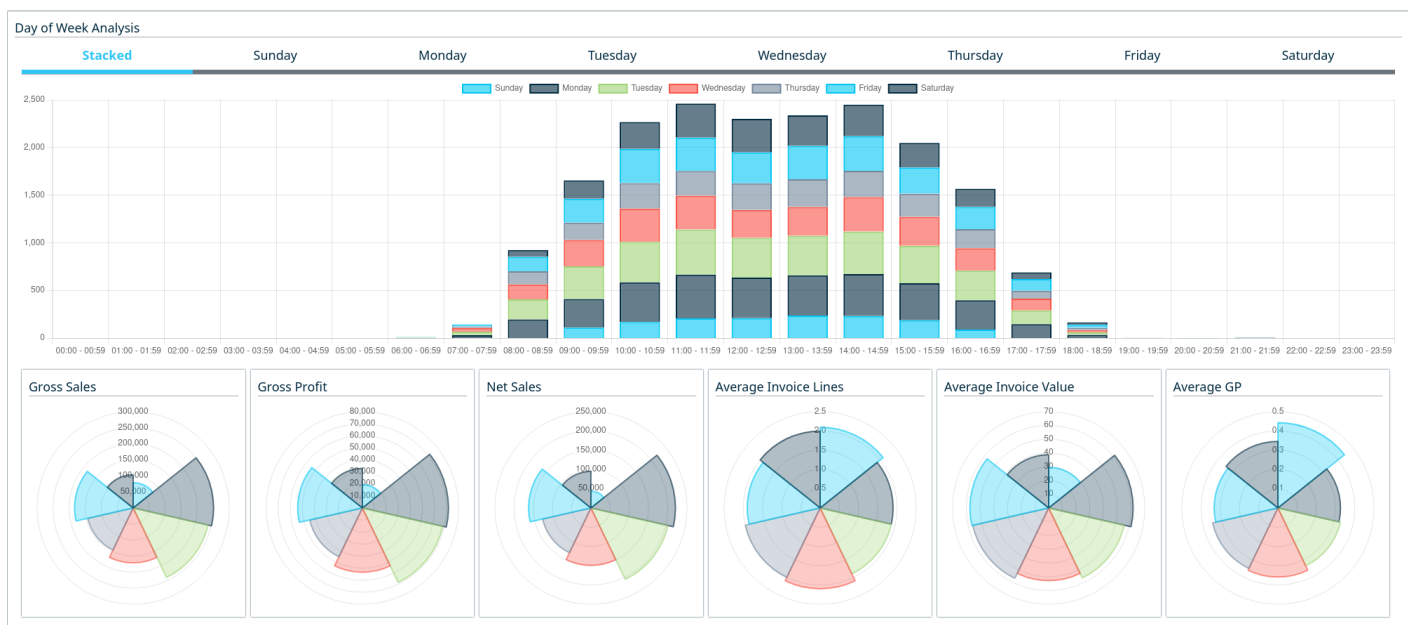
## Updated Filter Selection Header

Branches: 4 | Current Window: 2022-05-01 - 2022-05-12 | Previous Window: 2022-04-01 - 2022-04-12 | Customer: All | [Current Data Filters](#)

The filter selection bar has been modified to be more streamlined, providing more visibility of your statistics onscreen. Clicking the 'Current Data Filters' will present you with the ability to modify the filters.

## Day of Week Analysis Report

Replacing the sales heatmap that used to live on the administration page, the Day of Week Analysis Report in the Prebuilt Reports module offers a breakdown of sales per day of week per hour over a given period.



## Clerk Analysis Report

Similar to the Day of Week Analysis Report, the Clerk Analysis Report offers a breakdown of sales per clerk, and extrapolates some additional information that wasn't previously available such as "Active Hours" and "Invoices Per Active Hour".

"Active Hours" are calculated by subtracting the time of the first invoice on a day from the last invoice on a day for a single clerk.

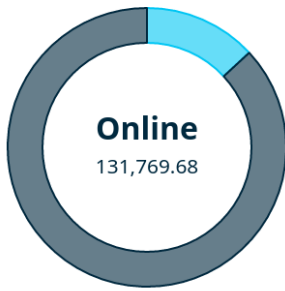
67

**Active Clerks**  
Clerks with sales during the window

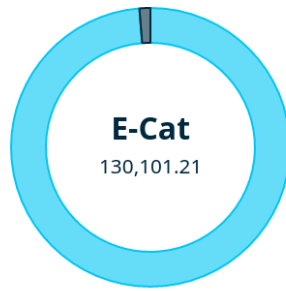


Active Category  
**All Categories**

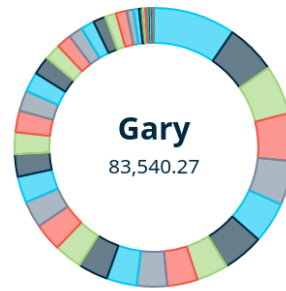
Clerk Type Breakdown



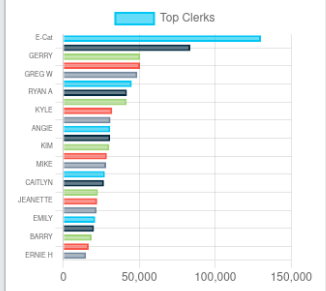
Online Clerk Breakdown



Store Clerk Breakdown



Top Clerks By Sales (GP%)



Detailed Clerk Breakdown

Copy CSV Excel PDF Print

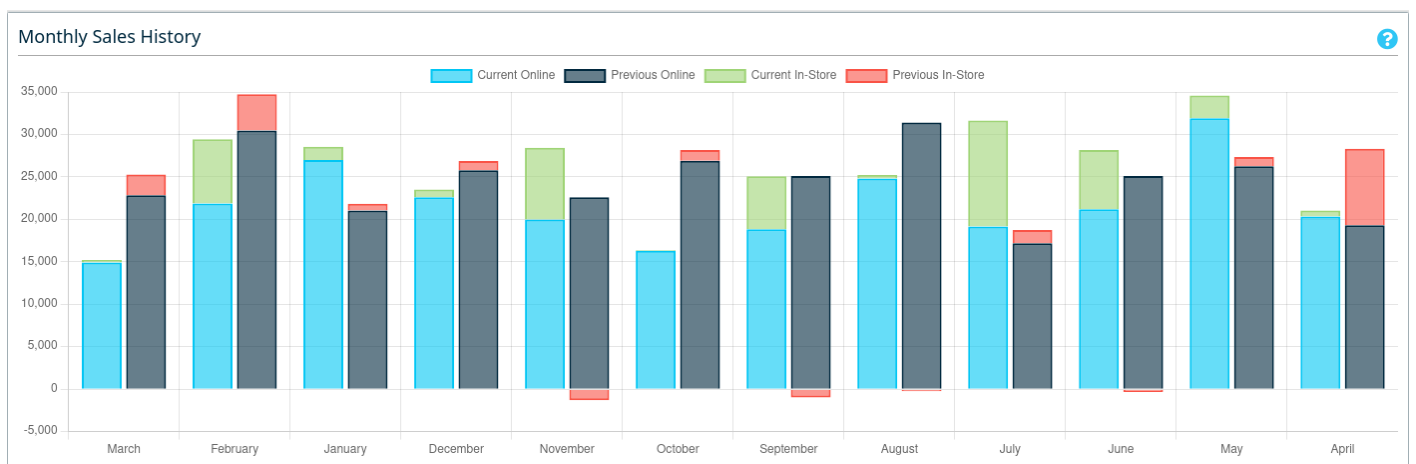
Search:

Clerk	Invoices	Lines	Lines per Invoice	Value Sold	GP%	Active Days	Active Hours	Invoices Per Active Hour
E-Cat	1575	2942	1.87	\$130,101.21	31%	29	297.88	5.29
Gary	739	1366	1.85	\$83,540.27	32%	21	169.74	4.35
Mark	530	1067	2.01	\$50,696.01	34%	23	157.52	3.36
Carl	714	1319	1.85	\$50,537.37	35%	28	191.91	3.72
Kyle	631	1321	2.09	\$48,655.90	37%	29	186.28	3.39
Alex	472	934	1.98	\$45,076.44	33%	22	157.63	2.99
Ryan	631	1207	1.91	\$41,863.56	36%	28	180.36	3.50
Nicole	479	807	1.68	\$41,645.00	30%	24	172.25	2.78
Jacob	130	472	3.63	\$32,219.97	29%	23	94.08	1.38
Alyssa	1185	2288	1.93	\$31,120.43	39%	29	144.44	8.20

Previous 1 2 3 4 5 6 7 Next


## Stacked CounterCRM Monthly Sales History Graph

Alongside being updated to a newer library version, the Monthly Sales History graph is now broken out into "online" and "in-store" sales.



## Ability to Archive Users

In scenarios where a user needs to be disabled, the CP2 Manager User Management page now allows you to archive a user. Select the user in question and, under the 'Special Actions' tab is the option to archive the user.



This will disable their access and remove them from user listings.

## Addition of Bin Location

The bin location field has now been added to the Custom Report Generator screen

First Received Date

Bin Location

Core Price

EHC

## Small Fixes

- Fix performance of WebReport Schema User selection when many WebReport schemas have Andbeen created
- Modified the labels and icons of some sidebar categories to better represent their contents
- Tons of small changes with the new theme and library updates

---

Revision #3

Created 2022-04-29 21:45:06 UTC by Tyler

Updated 2022-05-18 17:43:22 UTC by Jim